



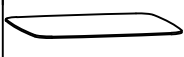





ASSEMBLY INSTRUCTIONS (INSTRUCTIONS D'ASSEMBLAGE)

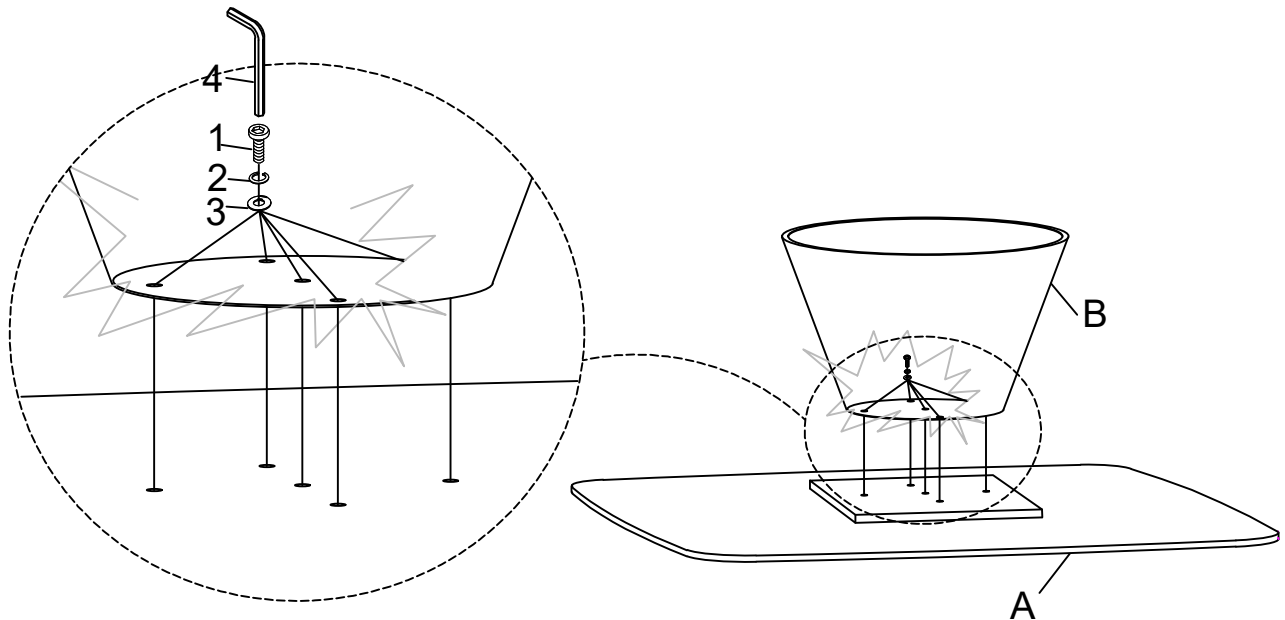
HARDWARE LIST (LISTE DES OUTILS):

NO. NO.	Sketch Schéma	Description Description	Qty Qté
1		Bolt(1/4" x 7/8") Boulon	10 PCS 10 PCES
2		Spring Washer(1/4") Rondelle frein	10 PCS 10 PCES
3		Washer(1/4") Rondelle plate	10 PCS 10 PCES
4		Allen Wrench(4mm) Clé hexagonale	1 PC 1 PCE

PARTS LIST (LISTE DES PIECES):

NO. NO.	Sketch Schéma	Description Description	Qty Qté
A		Big table top Dessus pour grande table	1 PC 1 PCE
B		Big table base Base pour grande table	1 PC 1 PCE
C		Small table top Dessus pour petite table	1 PC 1 PCE
D		Small table base Base pour petite table	1 PC 1 PCE

Step 1 / Étape 1



Step 2 / Étape 2

